



ZenScreen™ DUO is a highly customizable double layer version of our ZenScreen™ PERF. Mix and match colors with a solid back panel, identically patterned mirrored-color design or pull an offset double layer design from your uncontrolled imagination.

Available is static cable suspended, overlapping rolling track, magnetic glass wall mount or framed, ZenScreen™ DUO is available in the broadest range of patterns in the market. All design is done in-house and in collaboration with your team!



ZenScreen™ DUO

Size: 48" x 109" x 24mm

Weight: 0.5 lbs /sf or 2400 gsm

Patterns: 40+ Geometric, Organic & Thematic

Designs including "seamless" patterns

Colors: 50+ Colors including WoodGrain Print

Material & Technical Data:

12mm 100% Recyclable PET Felt (up to 95% recycled content)

Qualifies for LEED Credit

Fire Rating: ASTM E-84 - Class A

Acoustical Performance: NRC

Ultra Low VOC. Toxnot Compliant

Custom Designs

Acoustic Design Lab provides a full range of in-house design support plus quick cost evaluation for your custom project. Best file formats are vector-based PDFs and .ai Illustrator file fo formats at 100% scale.

Custom size and pattern always available

Material Sourcing + Content: Acoustic Design Lab sustainably sources raw recycled content acoustic panel material from multiple Tier 1 manufacturers. Our primary supplier has been verified by HPD & Declare enabling our finished products to contribute to many material and wellness credits for Green Building Certifications including LEED, Living Building Challenge and International WELL Building Institute certifications. Acoustic Design Lab products are Red List Free and made from 100% recyclable materials conforming to the Global Recycling Standard.

Please Specify As:

ADL ZenScreen™ DUO (Design) (H x W) #000 X ColorName



Certification of Origin Statement
All Acoustic Design Lab finished products
Are Made in USA and NAFTA-compliant

ACOUSTIC DESIGN LAB
spec@acousticdesignlab.com
SAN DIEGO, CA
858.585.7770

Installation Guidelines:

Type A Direct Installation to Drywall / Gypboard Substrate

Surface must be clean, dry and level prior to installation.

Walls should be level to < 0.125" over a 4' span

Most designs installations start from the most visible corner.

Always check squareness and level of all corners prior to applying adhesive.

Always dry fit first!

Test tack and hold on an equivalent vertical surface with proportional amount of adhesive. Level by hand or with laminate roller. Check for slip and tape, tack or support as needed.

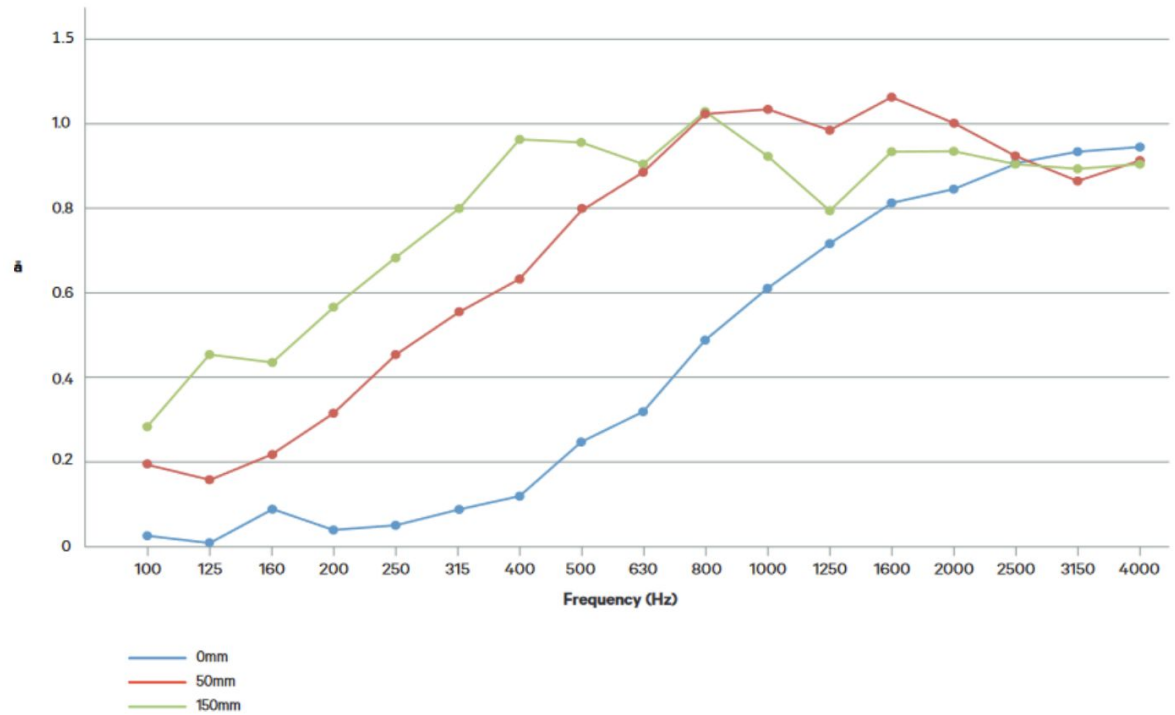
On a level, clean and dry surface, apply a tested and approved construction or acoustic ceiling tile adhesive.

Keep material at least 1/2" from all edges when using a 3/16" vee-notch trowel.

Maintain 1" perimeter when applying adhesive via caulking gun and apply no thicker than 3/8" bead.

nrc comparison - 12mm

Frequency/Hz	100	125	160	200	250	315	400	500	630	800	1000	1250	1600	2000	2500	3150	4000	ā	NRC
0mm	0.03	0.01	0.09	0.04	0.05	0.09	0.12	0.25	0.32	0.49	0.61	0.72	0.82	0.85	0.91	0.94	0.95	0.44	0.45
50mm	0.20	0.16	0.22	0.32	0.46	0.56	0.63	0.80	0.89	1.03	1.04	0.99	1.07	1.00	0.93	0.87	0.92	0.81	0.80
150mm	0.29	0.46	0.44	0.57	0.69	0.81	0.97	0.96	0.91	1.04	0.92	0.80	0.94	0.94	0.91	0.90	0.91	0.87	0.85



Please Specify As:

ADL ZenScreen™ DUO (Design) (H x W) #000 X ColorName



Certification of Origin Statement
All Acoustic Design Lab finished products
Are Made in USA and NAFTA-compliant

ACOUSTIC DESIGN LAB
spec@acousticdesignlab.com
 SAN DIEGO, CA
 858.585.7770